

# Industrial communication systems

## Product catalogue 2020



# ABOUT COMPANY

Armtel performs engineering, design and production of industrial communication systems.

Thanks to combining innovative approach and Russian engineering traditions Armtel proudly develops equipment and solutions that provide high-quality communication and ensure safety in harsh industrial conditions.

For its customers worldwide Armtel provides customized and scalable solutions. Their high quality is ensured by high-professional team of employees, usage of advanced technologies and permanent development of product lines.

# RU


Russian  
equipment  
manufacturer

# ISO

9001—2015

# 20

years



# ARMTEL PRODUCT

## EQUIPMENT

Armtel provides full product life cycle management, from research and design to delivery and support



## SOLUTION

The system is designed to fully correspond to all customer's needs



## SERVICE

A collection of unique proposals that increase value of the product



Extended warranty



Training and consulting



Commissioning and maintenance



Technical support



Engineering support












Spare parts sale



Online support











**DCN distributed communication system**

RMLT.465275.002



	<b>DCN-2</b> Central exchange unit ARMT.665200.003	8
	<b>DCN-16U</b> Digital subscribers exchange unit ARMT.665200.001	10
	<b>DCN IP-Gateway</b> ARMT.665230.137	12
	<b>DCN-15A</b> Analogue subsystems module RMLT.465275.001	14
	<b>DW</b> Weatherproof call station RMLT.465311.002	16
	<b>DWEx[d]</b> Explosion proof call station ARMT.665230.006	18
	<b>DWEx[m]</b> Explosion proof call station RMLT.465311.003	20
	<b>DIS-TOP</b> Digital desktop call station RLMT.465311.004	22
	<b>DTS-TOP</b> Multifunctional desktop digital phone RMLT.465484.002	24
	<b>EC-TOP</b> Expansion unit RMLT.468366.001	26
	<b>DIS</b> Desktop call station ARMT.665230.202	28
	<b>DTS5</b> Multifunctional desktop digital phone ARMT.665230.403	30
	<b>ACM</b> Analogue subsystems module ARMT.665230.002	32
	<b>Radio connection</b> gateway ARMT.665200.121	33
	<b>4x Relay</b> module ARMT.665200.117	34
	<b>8X1A</b> Subscriber fuse module ARMT.665200.104	35

**ArmtelICS hybrid communication system**

RMLT.465275.012

	<b>ArmtelICS Intercom Server</b> RLMT.465275.012	38
	<b>DSLAM16-IP2</b> Multiplexer RMLT.465275.010	42
	<b>IPN-8U</b> Network switching module ARMT.665200.006	44
	<b>ACM-IP2</b> Analogue subsystems module RMLT.465275.006	46
	<b>DW-IP2</b> Weatherproof call station RMLT.465311.006	48
	<b>DWEx-IP2</b> Explosion proof call station RMLT.465311.007	50
	<b>TOP-PAD-IP2</b> Dispatcher console RLMT.465329.001	52
	<b>TOP-DIS-IP2</b> Intercom call station RLMT.465311.009	54
	<b>TOP-EC-IP2</b> Extension unit RMLT.468366.009	56
	<b>DIS-IP2</b> Desktop call station RLMT.465311.001	58
	<b>DIS</b> Expansion unit ARMT.665230.207	60
	<b>CCS-IP2</b> Compact call station RLMT.465311.015	62

**Amplifiers**

	<b>TDA-250</b> Amplifier ARMT.665230.140	64
	<b>TDA-500</b> Amplifier ARMT.665230.139	66

# DCN distributed communication system

RMLT.465275.002

DCN Intercom and PA System is voice communication system based on ISDN technology the main functional parts of which are made as separate units for installation into a 19" rack. It is specially designed to meet the high requirements for reliability and safety of equipment when working in hazardous industries.

A special module of analog subsystems (ACM) allows you to connect analog devices to the digital subscriber interface: amplifiers, including load switching relays, radio transmission lines and MOES, fire and security alarm systems, analogue intercoms, radio stations, outdated PA/GA systems and much more.

**6,8 kHz** Up to 6,8 kHz bandwidth for DCN

**6 km** Up to 6 km distance

Ability to connect analog devices to the digital interface

## DCN industrial communication system is used for:

Organization of the PA/GA

Organization of operational dispatch communication

Organization of group communication, conferencing

Communication in explosive and harsh conditions

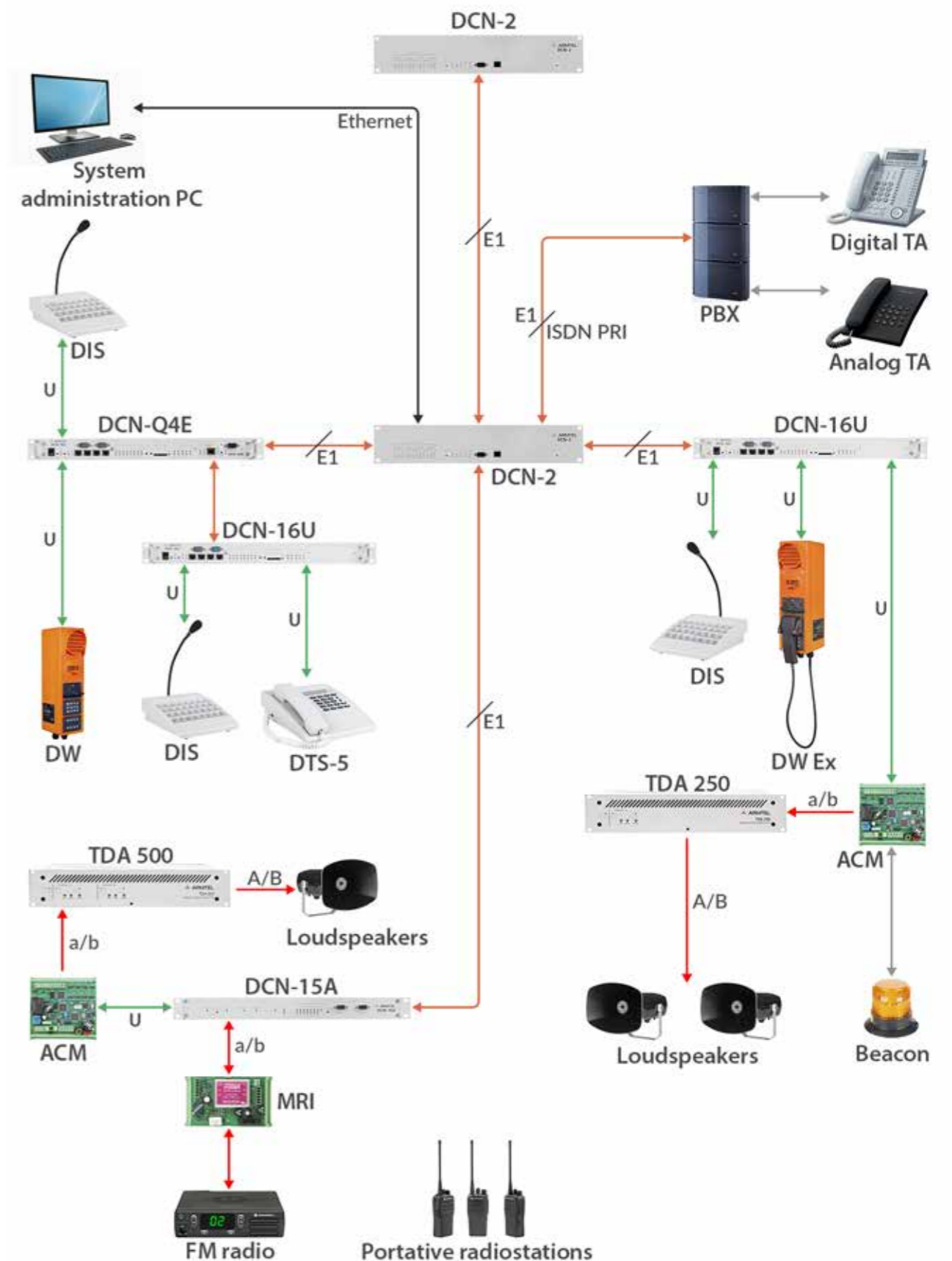
Communication with industrial cranes and stackers

Communication with radio subscribers

## Key features:

- Intercom and public address in simplex mode;
- Duplex communication between subscribers with appropriate equipment;
- Interconnection between duplex and simplex call stations in "half-duplex" mode;
- Possibility of individual calling to any station or station group (for devices equipped with a dial pad);
- Individual announcements to subscribers by PA/GA system;
- Zonal (group) announcements to subscribers by PA/GA system;
- Free numbering of subscribers;
- Prioritized order of subscribers communication;
- Playback of pre-recorded audio announcements;
- Manual or automatic broadcasting of pre-recorded alarms and alerts messages;
- Local and remote monitoring, diagnostics and configuration of the device and subscribers
- Connection with external PBX and other equipment via E1 trunks;
- Full-functional DCN internetworking via E1 trunks with free topology
- Connection to IP-PABX through DCN-IP gateway.

## Example of a solution of industrial communication system based on Armtel DCN

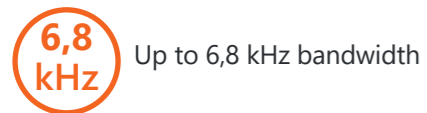


# DCN-2 Central exchange unit

ARMT.665200.003



The DCN-2 is a compact central exchange unit of the Armtel digital Intercom and PA/GA communication systems DCN. The DCN-2 central exchange unit is equipped with 1 to 4 of 4E1 interface boards, each provides the four E1 line interfaces. For each E1 line of the DCN-2 exchange, you can connect a subscribers unit for 15 digital or analogue interfaces, another DCN exchange, or use it as an ISDN PRI line to communicate with an external PBX. Thus, the maximum capacity of the DCN-2 exchange is determined by the number of 4E1 modules installed and can be up to 240 subscribers.



Up to 6,8 kHz bandwidth



Up to 240 subscribers


## Key features:

- Direct simplex and duplex communication with extended voice signal bandwidth up to 6,8 kHz;
- Free calls to any subscriber or group of subscribers (for devices with a dialer);
- Provision of a group call and multilateral group communication (selector, circular, conference);
- Individual and zone (group) notification of subscribers by loud-speaker communication;
- Free numbering and 255 level of priority for calls between subscribers;
- Manual or automatic broadcasting of audio fragments, alarms, alerts and messages from voice memory;
- Interconnecting of two or more DCN central exchanges into a common communication system;
- Local and remote (via IP-network) monitoring, diagnostics and configuration of the central exchange unit, lines and subscribers.

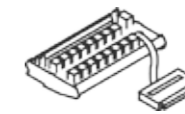
## Technical specifications

Operating voltage	from -36 V to -60 V
Maximum power consumption	20 W
Number of E1 ports	from 4 to 16
Communication interface for the subscriber devices	E1 (G.703/G.704)
Communication protocol on the network level	Q.921, Q.931
Operating temperature	from -5°C to +55°C
Air humidity	Up to 80 % at +25°C
Degree of protection	IP30
Enclosure dimensions	483×315×89 mm
Maximum weight	4,4 kg
Redundancy	Dual Hot
LED Indication	Active, Faulty

## Delivery includes



Set of operational documents



DCN-2 connecting cable

ARMT.665200.124



4E1 DCN-2 module

ARMT.665200.125

# DCN-16U Digital subscribers exchange unit

ARMT.665200.001



DCN-16U digital subscribers exchange unit is designed for operation as a part of DCN digital Intercom and PA/GA system on the basis of DCN-2 or DCN-Q4E switching processor module and provides for interfacing with digital subscriber equipment by  $U_{k_0}$ -interface. DCN-16U transmits digital data between 15 subscriber  $U_{k_0}$ -interfaces and E1 line of a central exchange unit. In addition, there is a version of DCN-16U with built-in DCN-Q4E switching processor module.



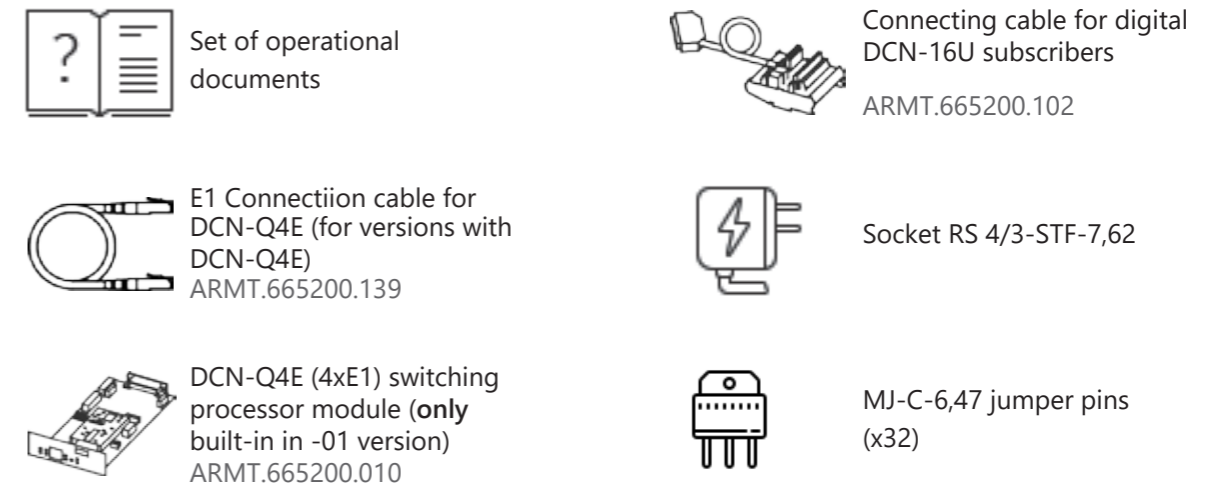
## Key features:

- Connection of up to 15 digital subscriber devices to DCN system by the digital double-wire subscriber interfaces  $U_{k_0}$  at a distance of max. 6 km;
- Local control and diagnostics using two-colour LED indication on the front panel of subscriber interface and E1 line status;
- Creation of low capacity DCN system (up to 15 digital subscribers, expandable up to 60 subscribers when connecting additional DCN-16U), for a version with DCN-Q4E module;
- "Phantom" power supply of subscriber units by  $U_{k_0}$ -interface line;
- DIN41612C socket for connection of digital subscribers, a group of phantom power fuses, strip of jumpers for power supply to subscriber units;
- DRB-25FA socket for 4 E1 lines connection cable of DCN-Q4E module, if installed, on the back panel;
- The connection cable is equipped with screw terminals for connecting lines of subscriber  $U_{k_0}$ -interfaces that are located on a DIN-rack mountable board. There are failure signal relays on the cable board.

## Technical specifications

Supply voltage range	from - 36 V to - 60 V
Max. power	20 W
Number of subscriber unit connected	max 15
Communication interface for the subscriber devices	$U_{k_0}$
Communication interface for connection to central exchange unit	E1 (G.703/G.704)
Subscriber signalling protocol	Armtel
Operating temperature	from -5 °C to +55 °C
Relative humidity	Up to 80 % @ +25 °C
Degree of protection	IP40
Dimensions	483×227×44 mm
Maximum weight (without connection cable weight)	2.5 kg
LED Indication	Active, Faulty, Communication

## Delivery includes



# DCN IP-Gateway

ARMT.665230.137



DCN IP-gateway is a commutation device, performing the conversion and matching of digital data flows and voice connection protocols between the subscribers of DCN digital communication system or the subscribers of third party automatic branch exchange (ABX) connected via E1 line and IP-devices of digital dispatch system IPN produced by Armtel, or between SIP-devices and IP-ABX.

## Key features:


Functional options of DCN IP-gateway module are determined by the version of installed software:

- **E1/IPN**  
Module of DCN IP-gateway with software E1/IPN is for integration of the digital operative-technological PA/GA communication systems DCN and IPN produced by Armtel
- **E1/SIP**  
Module of DCN IP-gateway with software E1/SIP is for communication of the subscribers of the digital operative-technological PA/GA communication system DCN with the devices of SIP telephony, such as SIP-telephones and IP-ABX, as well as for arrangement of communication between DCN central exchanges via IP-network
- **E1/FTP**  
Module of DCN IP-gateway with software E1/FTP is for arrangement at external FTP-server of the storage of audio information, transmitted via E1 stream from the digital operative-technological PA/GA communication system DCN. This storage is used for realization of special communication functions, performing record and playback of speech fragments.

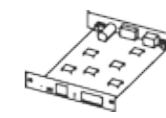
## Technical specifications

Operating voltage	from -36 V to -60 V
Maximum power consumption	12 W
Capacity	15 or 30 channels
Communication interface	E1,100BaseT Ethernet
Communication protocol	Armtel, EDSS1, SIP, HTTP
Codec for transmission of audio data	G.711u, G.711a
Operating temperature	from -5°C to +55°C
Air humidity	Up to 80 % at +25°C
Degree of protection	IP40
Enclosure dimensions	482×186×44 mm
Maximum weight	1,8 kg

## Delivery includes



Set of operational documents



DCN IP-module (E1/IPN, E1/SIP, E1/FTP)

ARMT.665230.137.001  
ARMT.665230.137.001-01  
ARMT.665230.137.001-02



Socket for connection PC 4/3-STF-7,62

# DCN-15A Analogue subsystems module

RMLT. 465275.001



The DCN-15A Analogue Interface Module is a compact 15-channel converter of the digital interface E1 into analog low-frequency communication lines and discrete I/O lines to provide communication with analogue quipment and receive signals from other systems.

## Key features:

- Connection to the system via E1 interface for simplex communication with fifteen subscribers with analogue interface (connected subscriber may have up to eight call keys);
- Construction of multi-channel system of zonal PA/GA (up to 15 channels, maximum eight zones per channel) using power amplifiers and a relays for switching loudspeakers' lines;
- Connection up to 60 discrete control lines for each analogue interface for controlling alarm systems and automation, as well as for indicating various statuses and connection modes (busy, incoming and out-going calls, etc.) on the subscriber unit keys;
- Indication of CPU, E1 stream lines, subscriber unit connection ports, failures, RS-232 interface sockets for computer connection;
- DCN-15A is equipped with polarity protection of power supply connection, overcurrent and overvoltage protection for discrete lines and surge voltage protection for analogue lines.

## Technical specifications

Supply voltage range	from - 36 V to - 60 V
Maximum power	20 W
Communication interface	E1 (G.703/G.704)
Operating temperature	from - 5 °C to + 55 °C
Relative humidity	up to 80 % at + 25 °C
Degree of protection	IP40
Dimensions	482×243×43 mm
Maximum weight (without connection cable weight)	2.2 kg

### Analogue lines

Number analogue interface lines	15
Rated input and output level of signal	775 mV
Number of lines	60
Input current	max 5 mA
Maximum output current	min 50 mA

## Delivery includes



Set of operational documents



DCN-15A connecting cable  
RMLT.469413.001



Socket RS 4/3-STF-7,62



# DW Weatherproof call station

RMLT.465311.002



DW Weatherproof call station is the subscriber equipment to use at industrial sites within digital Intercom and PA/GA communication systems DCN and IPN manufactured by Armtel.



DW is designed for outdoor use in environments with the high levels of humidity, noise, dust and smoke content, including the environments with chemically aggressive gases and vapors, within the wide range of operation temperatures.



**IP 66** Protection against temporary immersion in water

**6,8 kHz** Up to 6,8 kHz bandwidth

**ISDN** Digital protocol


## Key features:

- Two-way loudspeaking simplex communication, using built-in speakers, microphone or external microphone with push-to-talk button;
- Two-way duplex communication with using handset;
- Broadcasting of incoming audio messages through the integrated higher-power amplifier and optional 25/50W auxiliary amplifier;
- Group call and PA facility, including PA for multiple zones;
- Extended voice signal bandwidth to 6,8 kHz;
- Broadcasting of alarms pre-recorded messaged from central exchange
- Indication of call, busy signaling, unanswered call and other modes on LED indicators of programmed keys / pushbuttons;
- Control of external signaling device, using built-in relay;
- Reliable communication via digital two-wire line of Uk<sub>0</sub> interface over the distance up to 6 km.

## Technical specifications

Supply voltage range, V	from -36 V to -60 V
Maximum operating current:	
- With main amplifier 0,85 W	100 mA
- With higher-power main amplifier 11 W	650 mA
- With auxiliary amplifier 25 W	2,0 A
- With auxiliary amplifier 25/50 W	2,2 A
Bandwidth	from 300 Hz to 6800 Hz
Communication interface	Uk <sub>0</sub>
Number of programmable direct connections / functions	up to 24
Communication protocol	Armtel
Main amplifier, W	0,85 or 11
Auxiliary amplifier, W	25 or 25/50
Max. sound pressure level of built-in speaker at 30 cm, dB	105/115
Ambient temperature range, °C	From -40 to +55
Air humidity, %	Up to 100 % at +25°C
Protection class as per GOST 14254-2015	IP66
Electrical safety class as per GOST IEC 61140-2012	III
Overall dimensions (version without handset), mm	515×130×205
Overall dimensions (for versions completed with handset), mm	540×130×225
Maximum weight, kg	6,9
Material	GRP
Color	Orange
Cable glands	2 nos M25×1,5 1 nos M20×1,5

## Delivery includes



Set of operational documents



Mounting kit (bracket x2, bolt M6×16 DIN 933 x4, washer 6 DIN 127A x4, washer 6 DIN 9021 x4)

## Optional modules

Module	Description
Two-way toggle switch ( up to 3)	The module is designed for 2 connections or programmable functions with built-in LED indications of dedicated subscriber status and communication lines
Direct call pushbutton module for 8 connections	
Dial pad module with 12 pushbuttons	10 for dialing and 2 for communication control
Handset module	
Information phonebook plate	
Emergency module «INFO» with visual button and inscription	
Foot paddle	

# DWEx[d] Explosion proof call station

ARMT.665230.006



DWEx Explosion Proof Call Station is a subscriber equipment to use at industrial and transportation enterprises within the digital Intercom and Public Address / General Alarm system Armtel DCN.



DWEx is designed for use in potentially explosive gas environment, except for mines and their ground structures that are mine gas hazardous according to explosion proof marking:

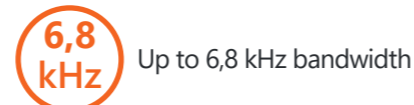
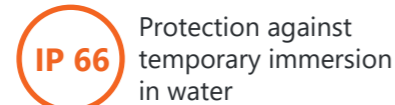
- **1Ex d e ib IIC T6 Gb X (IEC 60079-0-2011)**
- **II 2 G Ex d e ib IIC T6 Gb (EN 60079-0:2012)**

With markings for explosive dust environments:

- **II 2 D Ex tb IIIC T85 °C IP66 Db**
- **Ex tb IIIC T85 °C Db**



Explosion proof is achieved by insulation of electrical circuits from interaction with dangerous environment by placing them in explosion proof box and providing electrical connections through "ib" spark-safe circuits.



## Key features:

- Two-way loud-speaking simplex communication with the help of integrated speaker and microphone;
- Loud-speaking voice communication in "half-duplex" mode with duplex devices like telephone sets;
- Group calls and Public Address, including zonal one;
- Extended voice signal bandwidth up to 6,8 kHz;
- Broadcasting of alarm signals and other pre-recorded messages from central exchange for single subscribers and group of subscribers;
- Indication of calls, busy subscriber, unanswered call and other modes on LED indicators of programmable keys;
- Translation of incoming sound messages via integrated loudspeaker and optional 25 W amplifier;
- Control of external signal device via built-in relay;
- Reliable communication via digital twowire Uk<sub>0</sub>-interface line to a distance of up to 6 km;

## Technical specifications

Supply voltage range, V	from -36 V to -60 V
Maximum operating current:	
- With main amplifier	95 mA
- With auxiliary amplifier 25 W	1,1 A
Bandwidth	from 300 Hz to 6800 Hz
Communication interface	Uk <sub>0</sub>
Number of programmable direct connections / functions	up to 24
Communication protocol	Armtel
Auxiliary amplifier	25 W
Max. sound pressure level of built-in speaker (at 1 m.)	104 dB
Ambient temperature range	from -40°C to +70°C
Air humidity	Up to 100 % at +25°C
Protection class as per GOST 14254-2015	IP66
Electrical safety class according to GOST 12.2.007.0-75, IEC 61140-2012	III
Dimensions without handset	515×130×205 mm
Dimensions with handset	540×130×225 mm
Maximum weight	8,9 kg
Material	GRP
Color	Orange
Cable glands	2 nos M25×1,5 1 nos M20×1,5

## Delivery includes



Set of operational documents



Mounting kit (bracket x2, bolt M6×16 DIN 933 x4, washer 6 DIN 127A x4, washer 6 DIN 9021 x4)

## Optional modules

Module	Description
Two-way toggle module (from 1 to 3)	The module is designed for 2 connections or programmable functions with built-in LED indications of dedicated subscriber status and communication line
Direct call pushbutton module for 8 connections	
Dial pad module with 12 pushbuttons	10 for dialing and 2 for communication control
Handset module	
Foot paddle	

# DWEx[m] Explosion proof call station

RMLT.465311.003



DWEx explosion proof call station is the subscriber equipment to use at industrial sites and transportation infrastructure within the digital Intercom and PA/GA communication system Armtel DCN.



DWEx is designed for use in potentially explosive gas environment, except for mines and their ground structures that are mine gas hazardous, according to explosion proof marking:

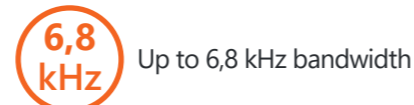
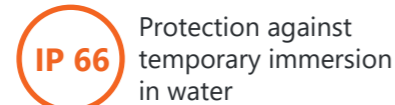
- **1Ex e ib mb IIC T4 Gb X**
- **II 2 G Ex eb ib mb IIC T4 Gb**

With marking for explosive dust environments:

- **Ex tb IIIC T135 °C Db**
- **II 2 D Ex tb IIIC T135 °C IP66 Db**



Explosion proof is achieved due to the insulation of its electrical circuits from interaction with potentially dangerous gas environment, by organosilicon thermally conductive compound, as well as providing the electrical connections of speaker, microphone and controls through of "ib" spark-safe circuits.




## Key features:

- Two-way loud-speaking simplex communication with the help of integrated speaker and microphone;
- Loud-speaking voice communication in "half-duplex" mode with duplex devices like telephone sets;
- Group calls and Public Address, including zonal one;
- Extended voice signal bandwidth up to 6,8 kHz;
- Broadcasting of alarm signals and other pre-recorded messages from central exchange for single subscribers and group of subscribers;
- Indication of calls, busy subscriber, unanswered call and other modes on LED indicators of programmable keys;
- Translation of incoming sound messages via integrated loudspeaker and optional 25 W amplifier;
- Control of external signaling device via built-in relay;
- Reliable communication via digital twowire Uk<sub>0</sub>-interface line to a distance of up to 6 km;

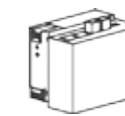
## Technical specifications

Supply voltage range, V	from -36 V to -60 V
Maximum operating current:	
- With main amplifier	95 mA
- With auxiliary amplifier 25 W	1,1 A
Bandwidth	from 300 Hz to 6800 Hz
Communication interface	Uk <sub>0</sub>
Number of programmable direct connections / functions	up to 24
Communication protocol	Armtel
Auxiliary amplifier	25 W
Max. sound pressure level of built-in speaker (at 1 m.)	104 dB
Ambient temperature range	from -55°C to +70°C
Air humidity	Up to 100 % at +25°C
Protection class as per GOST 14254-2015	IP66
Electrical safety class according to GOST 12.2.007.0-75, IEC 61140-2012	II
Dimensions without handset	515×130×205 mm
Dimensions with handset	540×130×225 mm
Maximum weight	8,0 kg
Material	GRP
Color	Orange
Cable glands	2 nos M25×1,5 1 nos M20×1,5

## Delivery includes



Set of operational documents



Mounting kit (bracket x2, bolt M6×16 DIN 933 x4, washer 6 DIN 127A x4, washer 6 DIN 9021 x4)

## Additional equipment

Identification	Description
Two-way toggle module (from 1 to 3)	The module is designed for 2 connections or programmable functions with built-in LED indications of dedicated subscriber status and communication line
Direct call pushbutton module for 8 connections	
Dial pad module with 12 pushbuttons	10 for dialing and 2 for communication control
Handset with special bracket	
Foot paddle	

# DIS-TOP Digital desktop call station

RLMT.465311.004



DIS-TOP Digital desktop call station is designated for use as a subscriber device or operator console at industrial and transportation enterprises within Armtel DCN intercom and PA/GA systems. DIS-TOP call station is installed at offices and control rooms.

**6,8 kHz** Up to 6,8 kHz bandwidth

**III** "Phantom" power supply by Uk<sub>0</sub>-interface line

**IP 42** Protection against temporary immersion in water


## Key features:

- Installation: table, wall-mounted, embedded into a work surface (table top);
- 42 keys and graphical 4.3" TFT display with LED backlight;
- Connection of up to 3 additional EC-TOP expansion units, up to 42 keys each (see page 26);
- Two-way loud-speaking simplex communication by integrated loudspeaker, microphone and direct call keys with LED indication;
- Connection by pre-programmed direct call keys, memorizing and repeating of last call;
- Gooseneck microphone with wide frequency range and LED indication for incoming or outgoing call;
- Display of DIS-TOP provides information about number, date, time and type of communication, as well as numbers of calling and called subscribers;
- Four-color backlight of the direct call keys for indication of incoming and outgoing calls, type of communication, busy subscriber, unanswered and last calls;
- Speakerphone for loud-speaking communication with duplex subscribers;
- Volume control of integrated loudspeaker, headset loudspeaker and call signal with the help of pre-programmed keys;
- Reliable communication via two-wire digital Uk<sub>0</sub>-interface line to distance of 6 km.

## Technical specifications

Operating voltage	from -36 V to -60 V
Operating / maximum consumption current	100 mA / 280 mA
Sound signal bandwidth	from 300 Hz to 6800 Hz
Communication interface	Uk <sub>0</sub>
Communication protocol	Armtel
Power amplifier	1,0 W
Operating temperature	from -20°C to +50°C
Air humidity	Up to 80 % at +25°C
Protection level as per GOST 14254-2015	IP42
Electrical safety class as per IEC 61140-2012	III
Dimensions on a stand and with raised microphone	245×275×406 mm
Maximum weight	1,35 kg
Color	Gray or Black
Number of programmable direct connections / functions	42, up to 168 with expansion units

## Delivery includes



Set of operational documents



Gooseneck microphone G14-2



F / UTP Patch Cord Shielded category 5e LSZH blue

# DTS-TOP Multifunctional desktop digital phone

RMLT.465484.002



DTS-TOP multifunctional desktop digital phone is designed for two-way voice communication under control of Armtel DCN Intercom and PA/GA system at industrial and transport enterprises. DTS-TOP, connected to the central exchange of the DCN system, provides all types of telephone and intercom communication. Direct connection to various communication systems and all types of subscriber devices is supported.

**6,8 kHz** Up to 6,8 kHz bandwidth

"Phantom" power supply by  $U_{k_0}$ -interface line

**IP 42** Protection against temporary immersion in water


## Key features:

- Use as a stand-alone phone (all functions of digital telephony) or simplex / duplex multifunction subscriber unit;
- Installation: table, wall-mounted, embedded into work surface (table top);
- 30 keys and graphical 4.3" TFT display with LED backlight;
- Connection of up to 3 additional EC-TOP expansion units, up to 42 keys each (see page 26);
- Simplex and duplex communication using handset or headset;
- Two-way loud-speaking simplex and duplex communication using integrated speakerphone;
- Connection by pre-programmed direct call keys, storing and redialing of last number;
- Display of DTS-TOP number, date, time and type of communication for incoming and outgoing calls, numbers of calling and called subscribers;
- Configuration of operation parameters using a display and functional keys with LED backlight of different colors;
- Four-color backlight of the direct call keys for indication of incoming and outgoing calls, type of communication, busy subscriber, unanswered and last calls;
- Additional LED indication on the front panel for incoming and outgoing calls;
- Volume control, call signal and display brightness by pre-programmed keys;
- Bilingual display menu.

## Technical specifications

Operating voltage	from -36 V to -60 V
Operating / maximum consumption current	110 mA / 220 mA
Sound signal bandwidth	from 300 Hz to 6800 Hz
Communication interface	$U_{k_0}$
Communication protocol	Armtel
Power amplifier	1.0 W
Operating temperature	from -20°C to +50°C
Air humidity	Up to 80 % at +25°C
Protection level as per GOST 14254-2015	IP42
Electrical safety class as per GOST IEC 61140-2012	III
Dimensions with a stand	245×275×142 mm
Maximum weight	1,35 kg
Color	Gray or Black
Number of programmable direct connections / functions	10, up to 136 with expansion units

## Delivery includes



Set of operational documents



DTS-TOP handset  
RMLT.469363.001



F / UTP Patch Cord Shielded category 5e LSZH blue

# EC-TOP Expansion unit

RMLT.468366.001



EC-TOP expansion unit is an optional equipment and is designed to increase number of programmable keys of desktop digital call station DIS-TOP and DTS-TOP. It is used within Armtel DCN Intercom and PA/GA system at industrial and transportation sites. EC-TOP expansion unit is installed at offices and control rooms.

## Key features:

- Installation: desktop, wall, flush mounted;
- Connection to DIS-TOP and DTS-TOP devices;
- 42 four-colour backlight keys of increased mechanical strength and durability;
- Simultaneous connection of up to 3 modules (expansion of DIS-TOP up to 168 keys);
- 4-color keys for indication of incoming and outgoing calls, busy subscriber, unanswered call, last call;
- Power supply from DIS-TOP or DTS-TOP.


## Technical specifications

Operating voltage	5,0 V
Operating / maximum consumption current	100 mA / 220 mA
Operating temperature	from -20°C до +50°C
Air humidity	Up to 80 % at +25°C
Protection level as per GOST 14254-2015	IP42
Electrical safety class as per IEC 61140-2012	III
Dimensions on a stand	245×275×140 mm
Maximum weight	1,1 kg
Color	Gray or Black

## Delivery includes



Set of operational documents



Connecting cable

RMLT.469119.001

# DIS Desktop call station

ARMT.665230.202



DIS digital desktop call station is designed for use as the subscriber equipment of Armtel DCN Intercom and PA/GA systems, at industrial and transportation sites.



DIS is installed in control rooms and offices.

**6,8 kHz** Up to 6,8 kHz bandwidth

**IP 40** Protection against temporary immersion in water


## Key features:

- 8, 16, 24 and 32 keys;
- Connection of up to 4 additional DIS key expansion units, up to 48 keys each (see page 60);
- Two-way loud-speaking simplex communication with the help of integrated loudspeaker, microphone and direct call keys with LED indication;
- Two-way communication with subscribers with the help of a headset or external microphone with push-to-talk button; Connection with subscribers by preprogrammed direct call keys, memorizing and repeating of the last call;
- Extended voice signal bandwidth up to 6.8 kHz;
- High-sensitive gooseneck microphone. Red LED signaling ring on the microphone indicates the incoming or outgoing call;
- Call indication, subscriber busy signaling, unanswered call and other modes indicated on LEDs of the programmed keys;
- Speakerphone for loud-speaking communication with duplex subscribers;
- Volume control of built-in loudspeaker via the programmed keys;
- Reliable communication via two-wire digital Uk<sub>0</sub>-interface line to a distance of 6 km;
- Option of "phantom" power supply by Uk<sub>0</sub>-interface line;

## Technical specifications

Supply voltage range	from -36 V to -60 V
Operating / maximum consumption current	35 mA / 100 mA
Bandwidth	from 300 Hz to 6800 Hz
Communication interface	Uk <sub>0</sub>
Communication protocol	Armtel
Power amplifier	1 W
Operating temperature range	from -5°C to +55°C
Air humidity	up to 80 % at +25°C
Protection degree	IP40
Electrical safety class as per IEC 61140-2012	III
Overall dimensions with maximum upright microphone	261×200×406 mm
Maximum weight	1,1 kg

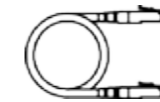
## Delivery includes



Set of operational documents



1x8P8C socket for connection



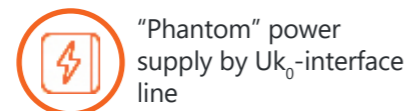

Patch cord

# DTS5 Multifunctional desktop digital phone

ARMT.665230.403



DTS5 multifunctional desktop digital phone is designed for use as a subscriber device at industrial and transportation sites within Armtel DCN Intercom and PA/GA system. DTS5, connected to the central exchange of the DCN system, provides all types of telephone communication. Depending on the configuration and programming, automatic connection to various communication systems and all types of subscriber devices is supported. DTS5 can be used as a standalone phone that performs all various functions of digital telephony.




## Key features:

- Use as a stand-alone phone (all functions of digital telephony) or simplex / duplex multifunction subscriber unit;
- 20 keys dial pad;
- Connection of up to 4 additional DIS key expansion units, up to 48 keys each (see page 60);
- Simplex and duplex communication using handset or headset;
- Two-way loud-speaking simplex and duplex communication with the help of integrated speakerphone;
- Extended voice signal bandwidth up to 6.8 kHz;
- Display of DTS5 number, date, time and infirmation about incoming and outgoing calls;
- Configuration of operation parameters using a display and functional keys;
- Volume control of integrated loudspeaker and a handset speaker;
- Possibility of "phantom" power supply by  $U_{k_0}$ -interface line.

## Technical specifications

Operating voltage	from -36 V to -60 V
Operating / maximum consumption current	45 mA / 110 mA
Sound signal bandwidth	from 300 Hz to 6800 Hz
Communication interface	$U_{k_0}$
Communication protocol	Armtel
Power amplifier	1 W
Operating temperature	from -5°C to +55°C
Air humidity	Up to 80 % at +25°C
Protection level as per GOST 14254-2015	IP40
Electrical safety class as per IEC 61140-2012	III
Dimensions	247×200×101 mm
Maximum weight	1,1 kg

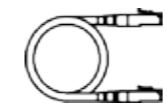
## Delivery includes



Set of operational documents



1x8P8C socket for connection



Patch cord



DTS5 handset  
ARMT.665230.403.003



# ACM Analogue subsystems module

ARMT.665230.002




Analogue subsystems module is a converter of digital communication interface  $U_{k_0}$  into analogue. ACM allows to connect analog low-frequency lines and discrete control lines, alert and call signaling with DCN, IPN systems produced by Armtel.



## Technical specifications

Operating voltage	from -36 V to -60 V
Operating current consumption	25 mA
Nominal output level	775 mV (0 db)
Analog line rated load resistance	600 Ohm
Speech bandwidth	from 300 to 6800 Hz
Signal / noise ratio	> 60 db
Control line input current	< 1 mA
Control line output current	> 50 mA
Communication interface	$U_{k_0}$
Communication protocol	Armtel
Operating temperature	from -5°C to +55°C
Air humidity	up to 80 % at +25°C
Dimensions	130×125×50 mm
Weight	0,25 kg
Dimensions, max	125×90×60 mm

## Delivery includes



Set of operational documents

# Radio connection gateway

ARMT.665200.121



The gateway for connecting of base radio station provides interfacing between a base radio station and digital Armtel DCN and IPN systems. The gateway enables to connect base radio stations such as MOTOROLA GM340 and GM360 or similar to analogue interfaces of the above mentioned systems for communicating with radio network subscribers. The gateway is located near a base FM-radio station or mounted in telecom cabinets or racks, control rooms or office premises.



## Technical specifications

Operating voltage	from - 36 V to - 60 V
Operating current	50 mA
Max. operating current with radio station connected	750 mA
Operating temperature	from - 5 °C to + 55 °C
Air humidity	up to 80 % at 25 °C
Electrical safety class as per GOST IEC 61140-2012	III
Dimensions	125×72×66 mm
Maximum weight	0.16 kg
<b>Radio base station line parameters</b>	
Rated analogue sound level at radio station input	0.15 V
Transmission signal voltage	from 3 to 12 V
Receive signal voltage	(0 ± 2) V
Max output current	20 mA
<b>Signals for analogue circuit control</b>	
Rated analogue sound level	0.78 V
Voltage across AB line mid-point in standby mode	U power ± 5 V
Voltage across AB line mid-point in active status	(0 ± 2) W

## Delivery includes



Set of operational documents

## 4x Relay module

ARMT.665200.117




4x relay module is used as a part of digital Armtel DCN and IPN Intercom and Public Address / General Alarm systems in industrial areas and transport facilities for switching the loudspeakers lines, signal devices and other external circuits. 4x relay module is installed in conjunction with switching equipment of DCN and IPN communication systems in 19" racks or cabinets on a DIN-rail.

### Technical specifications

Supply voltage range	from - 36 V to - 60 V
Rated trip current	10 mA
Maximum switching power of load	336 W
Maximum switching DC voltage	110 V
Maximum switching AC voltage	250 V
Maximum switching DC	12 A
Maximum switching AC	10 A
Operating temperature	from - 5 °C to + 55 °C
Relative humidity	up to 80 % at + 25 °C
Electrical safety class as per GOST IEC 61140-2012	III
Dimensions	125×64×50 mm
Maximum weight	0.13 kg

### Delivery includes



Set of operational documents

## 8X1A Subscriber fuse module

ARMT.665200.104



8X1A subscriber fuse module provides short-circuit protection of power supply outputs of exchange and subscriber units of digital Armtel DCN and IPN communication systems, that can occur in both communication line and inside the communication system device.

### Technical specifications

Supply voltage range	from -36 V to -60 V
Power line fuse capacity*	1 A
Number of power lines connected	8
Clamped cable core section	from 0.2 to 2.5 mm
Operating temperature	from -5 °C to +55 °C
Relative humidity	up to 80 % at +25 °C
Electrical safety class as per GOST IEC 61140-2012	III
Dimensions	125×65×66 mm
Maximum weight	0.25 kg

\* Power line fuses with capacity up to 3A are allowed to use

### Delivery includes



Set of operational documents




# ArmtelICS hybrid communication system

RMLT.465275.012

ArmtelICS system is voice communication system based on IP technologies and is designed to provide intercom, public address and general alarm services for different industries (Oil and Gas, Energy and Transportation) with harsh environment, explosive zones and high noise level.

ArmtelICS hybrid communication system is the development of the IPN decentralized communication system by Armtel.

ArmtelICS system components: ArmtelICS Intercom Server (optionally), DSLAM16-IP2 multiplexer that provides access to subscribers equipment through ADSL line. ArmtelICS system allows to implement different solution topology: centralized and distributed using SIP (RFC 3261) protocol, decentralized using Armtel-IP protocol based on IP Multicast technology. Subscribers equipment supports different physical interface for network connection: 2x100BaseT Ethernet (network bonding), ADSL (IEEE802.3), WiFi (IEEE 802.11a/b/g/n), U<sub>k</sub> interface through Armtel IPN-8U Network switching module.

-  Seamless integration with 3<sup>rd</sup> party system and application by standard protocols and API
-  System reliability due to network link redundancy and data replication
-  Possibility to use different architecture: centralized, distributed and hybrid

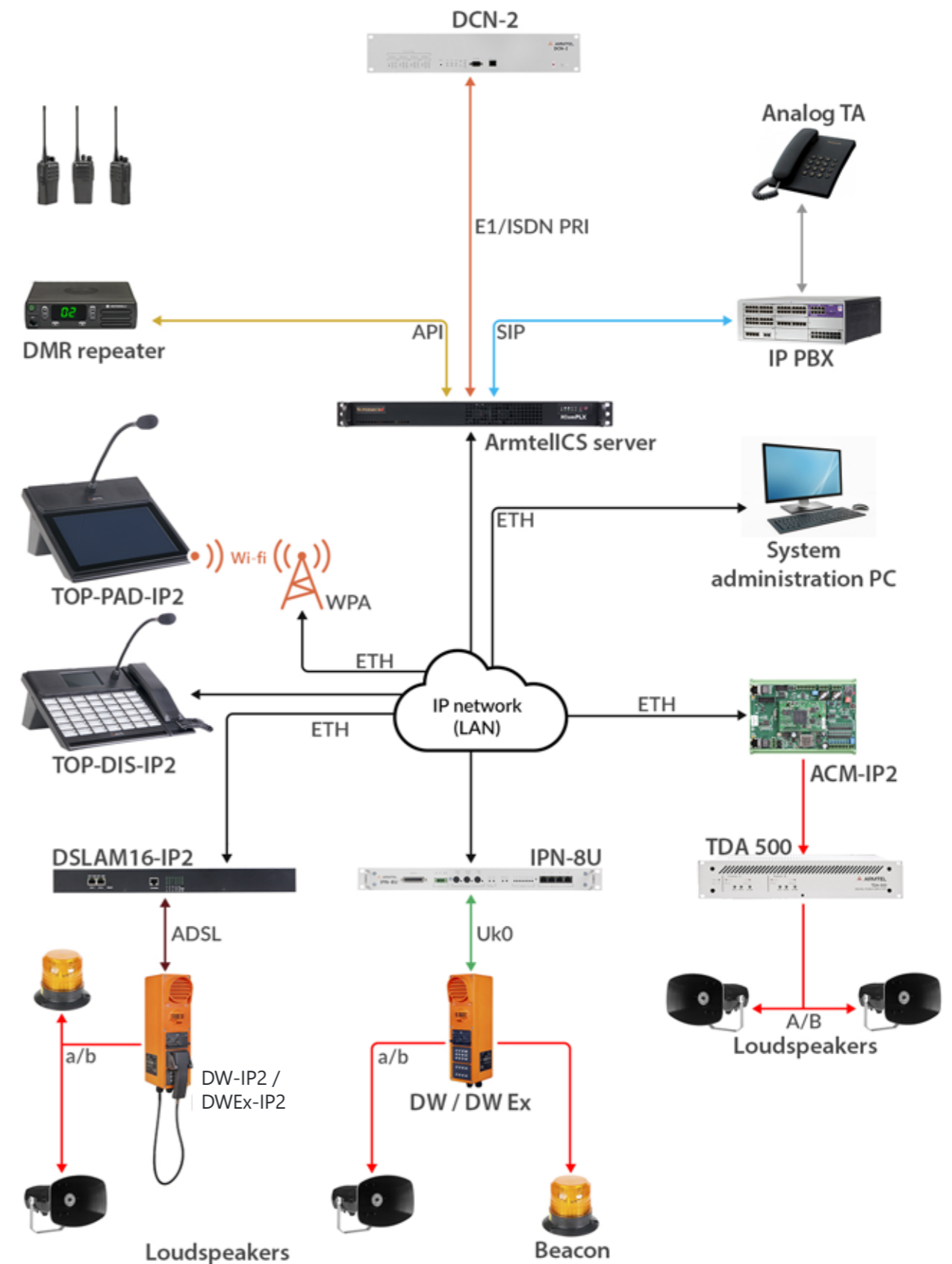
## ArmtelICS industrial communication system is used for:

-  Organization of the PA/GA
-  Organization of operational dispatch communication
-  Organization of group communication, conferencing
-  Communication in explosive and harsh conditions
-  Communication with industrial cranes and stackers
-  Communication with radio subscribers

## Key features:

- Direct simplex and duplex communications;
- Group simplex, half-duplex (selector and circular scenario) and duplex (conference) communications;
- Playback individual and group announcements to subscribers;
- Manual or automatic broadcasting of pre-recorded alarm tones and messages;
- Voice recording through WEB access to stored audio;
- Busy Line Field (BLF);
- Call prioritization;
- Full interoperability with Armtel DCN and Armtel IPN systems;
- Support industrial protocols, such as ModbusTCP and OPC;
- Integration with PBX through E1/ISDN PRI or SIP;
- API for seamless integration with 3<sup>rd</sup> party applications and systems (e.g., DMR-API for integration with DMR TierII digital mobile radio).

## Example of industrial communication system based on ArmtelICS




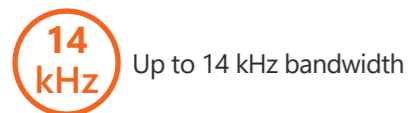
# ArmtelICS Intercom Server

RLMT.465275.012



ArmtelICS Intercom Server is a core component of ArmtelICS hybrid communication system, which provides SIP registration for subscribers, call routing and transcoding of different codecs (include wideband codecs). ArmtelICS Intercom Server provides integration of different network technologies, packet-switched and circuit-switched networks within industrial communication system.

ArmtelICS Intercom Server hardware is based on x86 architecture. Hardware requirements depend on quantity of SIP subscribers. Therefore, maximum system capacity is unlimited and depends on hardware specification. For interoperability with Armtel DCN system and 3rd party PBX it is possible to add E1-PCIe extension boards. Fault tolerance is achieved by implementation of different replication and redundancy mechanism (N+1,2N, etc). SIP (RFC 3261) is main communication protocol for centralized ArmtelICS system.



## Key features:

- Direct simplex and duplex communication with extended voice signal bandwidth up to 14kHz;
- Simplex and duplex multi-party call scenarios, including conference calls;
- Free numbering and 255 levels of priority;
- Supports API for seamless integration with 3rd party applications and systems (e.g., DMR-API for integration with DMR Tier II digital mobile radio);
- Voice recording with WEB access to stored audio;
- Remote configuration and monitoring (WEB GUI);
- Supported codecs: G.711A, G.711U, G.722.1(Siren7), G.722.1C (Siren14);
- Interconnecting of two or more ArmtelICS Intercom Servers into a single communication system;
- Integration with PBX through ISDN PRI or SIP;
- Support server redundancy.

Two order types are available for ArmtelICS Intercom Server:

- RMLT.465275.012 ArmtelICS Intercom Server, Hardware and Software package.
- RU.RMLT.00046-01 ArmtelICS Intercom Server SW, only Software package.

## Technical specifications\*

Operating voltage	от 100V до 240V, 60 Hz
Maximum power consumption	200, 350VA
Network interface	10Base-T, 100Base-TX, 1000Base-T
E1 (G.703/G.704) – optional	300 mA
Interface for peripheral devices	USB, COM, VGA
RJ-45 Ethernet connection	from 2 to 4
RJ-45 E1 connection (optional)	up to 4
Dimensions	437x43x503 мм
Max weight	8,5 кг
Signaling protocols	Armtel-IP, SIP, DSS/EDSS (Q.931)
Network protocols	SNMP, RTP, IGMPv2
Hardware architecture	x86
Operating system	CentOS v7
Electrical safety class IEC 61140-2012	I
Air humidity	up to 90%
Operating temperature	from +10C to +35C

\* for typical hardware configuration

## Hardware requirements

Hardware recommendation for RU.RMLT.00046-01 ArmtelICS Intercom Server SW order type.

Up to 100 subscribers	CPU 2 core / 4Gb RAM
Up to 200 subscribers	CPU 4 core / 8Gb RAM
Up to 500 subscribers	CPU 8 core / 16Gb RAM

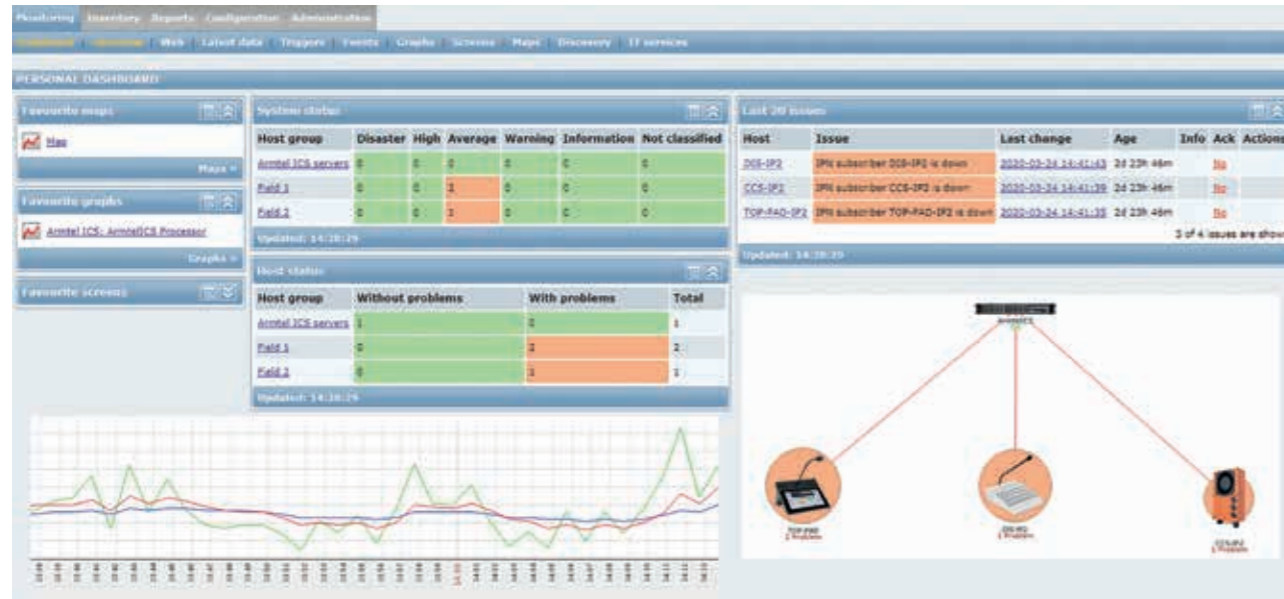
## Delivery includes



Set of operational documents

# Unified monitoring and configuration system Software tool

RU.RMLT.00042-01



Unified monitoring and configuration system software tool is intended for use in the system of technological communication of the enterprise and allows to create a unified system of monitoring and management for various segments of Armtel technological communication and all modifications of equipment and software. Unified monitoring and configuration system software tool is designed to configure, monitor the status and configuration management of nodes in communication system of the enterprise.

Software is built on the basis of software Zabbix, released under the license for free software (GNU General Public License, developer site: <http://www.zabbix.com/>).

## Key features:

- Provides monitoring and management of Armtel communication system components;
- SNMP monitoring of 3rd party devices;
- Access via the web interface;
- Creating a network map with node status indication;
- Logging events in lists and graphs;
- Web interface and email notifications;
- Personal dashboard for system status overview;
- Separation of access rights for different users.

# ArmtelICS Intercom Server Software

RU.RMLT.00046-01

ArmtelICS Intercom Server Software performs the tasks of managing, routing and switching calls of subscribers of the technological and dispatching communication system of the enterprise.

As the main telecommunication protocol, software uses the SIP signaling protocol (RFC 3261). For the transmission of voice information, the Real-Time Transport Protocol (RTP) (RFC 3550) is used.

The list of functions available to the subscriber is determined by the type of subscriber equipment. All voice connections of the ArmtelICS Server are in a single priority field, possible values from 0 (minimum priority) to 255 (highest priority).

## Key features:

- Direct simplex and duplex communication with extended voice signal bandwidth up to 14kHz;
- Simplex and duplex multi-party call scenarios, including conference calls;
- Free numbering and 255 levels of priority;
- Supports API for seamless integration with 3rd party applications and systems (e.g., DMR-API for integration with DMR Tier II digital mobile radio);
- Voice recording with WEB access to stored audio;
- Remote configuration and monitoring (WEB GUI);
- Supported codecs: G.711A, G.711U, G.722.1(Siren7), G.722.1C (Siren14);
- Interconnecting of two or more ArmtelICS Intercom Servers into a single communication system;
- Integration with PBX through ISDN PRI or SIP;
- Support server redundancy.



# DSLAM16-IP2 Multiplexer

RMLT.465275.010



DSLAM16-IP2 Multiplexer is the ADSL-router which provides access to equipment within the ArmtelICS hybrid communication system. DSLAM16-IP2 provides connection of user equipment via ADSL at downstream rate up to 24 Mb/s and distance up to 5.5 km. DSLAM16-IP2 has 10BaseT/100BaseTX Ethernet uplink port.

**5,5 km** Up to 5,5 km distance to user equipment

**16** ADSL subscribers


## Key features:

- Simultaneous access for 16 ADSL subscribers;
- Up to 5.5 km distance to user equipment;
- Connection with the network via the 10BaseT / 100BaseTX Ethernet interface;
- Controlled by the HTTP, TELNET and CLI protocols;
- SNMP support.

## Technical specifications

Power supply	from 100 to 265 VAC 50/60Hz
Maximum power consumption	20 W
Number of ADSL subscribers	16
Communication interface	Ethernet 10 / 100 Mb/s
Configuration through the command line interface	RS232 (TTL)
DSL cable type	Twisted pair
Communication protocols	IEEE 802.3, IEEE802.3u, ANSIT1.413, ITU G.992.1, ITU G.992.2, ITU G.992.3, ITU G.992.5
Operating modes	1483 Bridge/PPPoE/PPPoA/DHCP/IPoA
Operating temperature	from 0°C to +50°C
Air humidity	Up to 95 %
Dimensions	437x43x503 mm
Max weight	8,5 kg

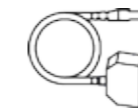
## Delivery includes



Set of operational documents



Network filter  
RMLT.468822.001



Power cable PC-186



Patch cord SC03-8P8C3

# IPN-8U Network switching module

ARMT.665200.006



Network switching module IPN-8U is designed for use in decentralized Intercom and PA/GA system. IPN-8U is a compact switching unit for 8 subscribers with  $U_{k_0}$ -interface and 4 FastEthernet ports for connection to IP-network. All  $U_{k_0}$ -interfaces are equipped with Powerover-U function – “phantom” power supply of subscribers with automatic protection against over-load. Ports of the built-in FastEthernet switch support PoE according to IEEE 802.3af Class 0, and can be used to connect and feed IP-subscriber devices.

**6,8 kHz** Up to 6,8 kHz bandwidth

**6 km** Up to 6 km distance


## Key features:

- Connection of up to 8 ARMTTEL subscriber with  $U_{k_0}$ -interface at a distance up to 6 km;
- Provision of power supply for subscriber devices via the  $U_{k_0}$ -interface;
- Connection of up to 4 IP-devices or network equipment with Ethernet 100BaseT interfaces and switching of IP connections between them;
- Providing power supply to IP devices using PoE;
- Programming keys with indication on all devices connected to  $U_{k_0}$ -interfaces and storing settings and configuration data;
- Ability to register negotiations using certified equipment and software;
- Indication of connection status on keys of digital devices with  $U_{k_0}$ -interface;
- Switching of the connected digital subscriber devices with the  $U_{k_0}$ -interface to each other and to other sub-subscribers of the IPN communication system according to the configuration data;
- Activation of the built-in relay of DW / DWEx callstations and ACM control lines (except for a group call);
- Support for SIP-based communications between digital subscriber devices with  $U_{k_0}$ -interface and duplex subscribers;
- LED indication of the status of subscriber  $U_{k_0}$ -interfaces and Ethernet ports;
- Easy maintenance, built-in self-diagnosis and remote administration.

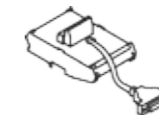
## Technical specifications

Rated power supply voltage	-48 V
Operating voltage	from -36 V to -60 V
Maximum power consumption of IPN-8U (without PoU, PoE), max	9,1 W
Maximum load current of each $U_{k_0}$ port	300 mA
Maximum distance to a $U_{k_0}$ subscriber unit	6,0 km
Number of $U_{k_0}$ interfaces	8 ports with PoU
Inbuilt FastEthernet switch (10/100 Mb/s)	4 ports with PoE
Power Source unit class acc. to standard PoE IEEE 802.3af-2003	Class 0
Nominal output voltage of PoE	-48 V
Maximum output power of PoE source, per port	15,4 W
Protection rate	IP40
Operating temperature	from -5°C to +55°C
Air humidity	up to 80 % at +25°C
Atmospheric pressure	from 84 to 106,7 kPa
Electrical safety class	III
Dimensions, max	482×231×43 (19" 1U) mm
Maximum weight (without connection cable weight)	2,5 kg

## Delivery includes



Set of operational documents



Connecting cable for IPN-8U subscribers

ARMT.665200.006.005

# ACM-IP2 Analogue subsystems module

RMLT.465275.006

Adapter module  
ADSL-IP2



Analogue subsystems  
module ACM-IP2



Analogue subsystems module ACM-IP2 is designated to be used at industrial and transportation sites in Armtel decentralized and centralized Intercom and PA/GA communication systems. ACM-IP2 allows to connect to a system various analogue equipment, amplifiers, analogue low-frequency lines and discrete control lines, signaling devices. ACM-IP2 provides interaction with automation and alarm devices. ACM-IP2 module has 1 A/F channel for connecting analogue devices and 8 I/O digital bi-directional control lines.



## Key features:

- Connection of amplifiers in ARMTTEL PA/GA system. Switching of loudspeaker lines (up to 8 zones);
- Communication between analogue and digital subscriber devices via the protocols Armtel-IP and SIP;
- Bi-directional conversion of IP interface into analog one to provide communication with analogue subscribers;
- Communication with analogue units using ADSL channel or wireless data transfer WiFi channel;
- Recording of voice messages to SD card in WAV format with linear encoding 16 bit 16 kHz;
- Playback of pre-recorded voice messages;
- Total duration of messages is more than 1500 minutes;
- Remote administration using the WEB interface or IPN system administration software.

ACM-IP2 has two hardware versions: RLMT.465275.006 – Analogue subsystems module ACM-IP2 and RLMT.465275.006-01 - Analogue subsystems module ACM-IP2 completed with adapter module ADSL-IP2.

## Technical specifications

ACM-IP2	
Rated power supply voltage	-48 V
Power supply by PoE plus (IEEE 802.3at)	-48 V
Operating voltage	from -36 V to -60 V
Maximum current consumption, - for version without ADSL-IP2 adapter - for version with ADSL-IP2 adapter	510 mA 610mA
Bandwidth of low-frequency signal (by level -3 db)	from 300 to 6800 Hz
Communication interface (two Ethernet ports, one being stand-by, also for power supply by PoE)	100BaseT Ethernet
Communication protocol	Armtel-IP, SIP
Overall dimensions, max	175×125×55 mm
Maximum weight	0,3 kg
Number of analogue lines	1
Nominal input / output signal level	775 (0) mB (db)
Signal / noise ratio, min	75 db
Internal resistance of the line, max	1,0 kOhm
Electrical safety class	III
Air humidity	Up to 80 % at +25°C
Operating temperature	from -5°C to +55°C

### Parameters of integrated amplifier

Number of channels of the integrated amplifier (sound information is transmitted simultaneously through 2 channels)	2
Power rating of the integrated amplifier for one channel (with 8 Ohm load), min	1,0 W


### Parameters of control lines

Number of control lines (programmable)	8
Input current, max	5,0 mA
Output current, max	35 mA

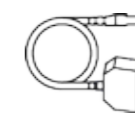
### ADSL-IP2 adapter

Communication interface	ADSL, ADSL2, ADSL2+
Communication protocol by ADSL line	IEEE802.3, IEEE802.3u, ITU G.992.1...992.5
Communication interface	WI-FI 2.4
Communication protocol by Wi-Fi	IEEE 802.11a/b/g/n
Communication interface with ACM-IP2	USB 2.0
Overall dimensions with raised antenna, max	183×85×78 mm
Weight, max	0,2 kg

## Delivery includes



Set of operational documents



Connecting cable LPT DBR 25-DBF25



# DW-IP2 Weatherproof call station

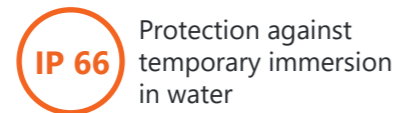
RMLT.465311.006



DW-IP2 weatherproof loud-speaking call station is used at industrial and transportation sites in hybrid communication system ArmtelICS.



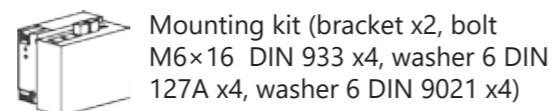
DW-IP2 is designed for outdoor use and harsh environments with high humidity, noise, dust and smoke levels including environments with aggressive chemical vapors, within the broad temperature range. DW-IP2 includes built-in software and configuration data for direct communication with other subscribers of the communication system, processing of calls priority, control of communication and indication modes.



## Key features:

- Wide range of optional modules;
- Group simplex calls;
- Duplex (with handset) and half-duplex communication via SIP protocol;
- Use of toggle switches / pushbuttons and dial pad for communication;
- Two ways of connection: Ethernet port or ADSL port via twisted pair cable;
- Communication via SIP or Armtel-IP protocols;
- Volume control of integrated loudspeaker and a handset speaker;
- One-way control mode and «End call» function;
- Recording and playback of voice messages;
- Indication of faults on call pushbuttons of associated device;
- Control of external signaling device with the help of built-in relay.

## Deliver includes



## Technical specifications

Rated power supply voltage	-48 V
Operating voltage	from -37 V to -57 V
Power supply by PoE (IEEE 802.3af)	-48 V
Bandwidth of low-frequency signal (by level -3 db) (only when using SIP-codec G.722.1 or Armtel-IP codec)	from 300 to 6800 Hz
Maximum consumption current	
- versions without auxiliary amplifier 25W	0,28 A
- versions with auxiliary amplifier 25W	1,28 A
Sound pressure level of the integrated loudspeaker at maximum volume at a distance of 30 cm, min	114 db
Maximum electric power of the amplifier:	
- main amplifier	2 W
- auxiliary amplifier	25 W
Total length of the recorded sound fragments	1500 min
Communication interfaces	100BaseT Ethernet, ADSL, ADSL2, ADSL2+
Communication protocols	Armtel-IP, SIP, SNMP
Number of programmable direct connections / functions	up to 24
Audio data format (codec):	
- via SIP protocol	G.711A (A-Law), G.711U (μ-Law), G.722.1
- via Armtel-IP protocol	Armtel-IP
Operating temperature	from -40°C to +55°C
Air humidity	up to 100 % at +25 °C
Protection level	IP66
Electrical safety class	III
Maximum dimensions:	
- versions without handset	515×130×205 mm
- versions with handset	540×130×225 mm
Maximum weight depending on versions	from 5,25 to 6,7 kg
Material	GRP
Color	Orange
Cable glands	2 nos M25×1,5 1 nos M20×1,5

## Optional modules

Identification	Description
Two-way toggle module (from 1 to 3)	The module is designed for 2 connections or programmable functions with built-in LED indications of dedicated subscriber status and communication line
Direct call pushbutton module for 8 connections	
Dial pad module with 12 pushbuttons	10 for dialing and 2 for communication control
Handset with special bracket	
Information module for recording of required information	
Emergency module «SOS» with visual button and inscription	
Emergency module «INFO» with visual button and inscription	
ADSL-module	Integrated module for communication via twisted pair of ADSL line
Foot paddle	

# DWEx-IP2 Explosion proof call station

RMLT.465311.007



DWEx-IP2 Explosion Proof Call Station is a subscriber's equipment to use at industrial and transportation enterprises in hybrid communication system ArmtelICS.



DWEx-IP2 is designed for use in potentially explosive gas and dust environments, except for mines and their ground structures that are mine gas hazardous according to explosion proof marking:



- **II 2 G Ex db eb ib IIC T4 Gb (EN 60079-0:2012)**

- **II 2 D Ex tb IIIC T135oC Db (EN 60079-0:2012)**



Explosion proof in is achieved due to the insulation of its electrical circuits from interaction with potentially dangerous gas or dust environment, by placing them in flame proof casing – explosion proof box, as well as providing the electrical connections of speaker, microphone and pushbutton switches through "ib" spark-safe circuits.



Connection up to 5 km



Protection against temporary immersion in water




Up to 6,8 kHz bandwidth

## Key features:

- It is used in IP-network, built on standard equipment;
- Different set of modules and optional equipment;
- Individual simplex communication via SIP and Armtel-IP protocols;
- Duplex (with handset) and half-duplex communication via SIP protocol;
- Programming of direct keys / pushbuttons and free dial of subscribers;
- Recording and playback of voice messages;
- Control of analogue subsystems modules with "Relay" function;
- Connection of subscribers via twisted pair through spare Ethernet port and by ADSL communication line;
- VoIP communication with real redundant dual Ethernet ports;
- Volume control of integrated loudspeaker and a handset speaker;
- Indication of faults on call pushbuttons of associated device.

## Deliver includes



Set of operational documents



Mounting kit (bracket x2, bolt M6×16 DIN 933 x4, washer 6 DIN 127A x4, washer 6 DIN 9021 x4)

## Technical specifications

Rated voltage	-48 V
Supply voltage range	from -37 V to -57 V
Power supply by PoE (IEEE 802.3af)	-48 V
Bandwidth of low-frequency signal (by level -3 db) (only when using SIP-codec G.722.1 or Armtel-IP codec)	from 300 to 6800 Hz
Maximum consumption current	
- versions without auxiliary amplifier 25W	0,35 A
- versions with auxiliary amplifier 25W	1,35 A
Sound pressure level of the integrated loudspeaker at maximum volume at a distance of 30 cm, min	100 db
Maximum electric power of the amplifier:	
- main amplifier	1 W
- auxiliary amplifier	25 W
Total length of the recorded sound fragments	1500 min
Communication interfaces	100BaseT Ethernet, ADSL, ADSL2, ADSL2+
Communication protocols	Armtel-IP, SIP, SNMP
Number of programmable direct connections / functions	up to 24
Audio data format (codec):	
- via SIP protocol	G.711A (A-Law), G.711U (μ-Law), G.722.1
- via Armtel-IP protocol	Armtel-IP
Operating temperature	from -40°C to +55°C
Air humidity	up to 100 % at +25 °C
Protection level	IP66
Electrical safety class	III
Maximum dimensions:	
- versions without handset	515×130×205 mm
- versions with handset	540×130×225 mm
Maximum weight depending on versions	10,55 kg
Material	GRP
Color	Orange
Cable glands	2 nos M25×1,5 1 nos M20×1,5

## Optional modules

Identification	Description
Two-way toggle module (from 1 to 3)	The module is designed for 2 connections or programmable functions with built-in LED indications of dedicated subscriber status and communication line
Direct call pushbutton module for 8 connections	
Dial pad module with 12 pushbuttons	10 for dialing and 2 for communication control
Handset with special bracket	
ADSL-module	Integrated module for communication via twisted pair of ADSL line
Foot paddle	

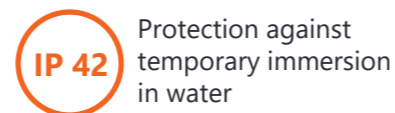

# TOP-PAD-IP2 Dispatcher console

RLMT.465329.001



TOP-PAD-IP2 is used in decentralized and centralized (on the basis of Armtel ICS intercom server) intercom and PA/GA systems at industrial and transportation sites.

TOP-PAD-IP2 is available in two versions: with and without the Wi-Fi module.




### Key features:

- Color touch screen with a diagonal of 10.1 (1280x800 pixels);
- Communication interface: 2xEthernet 10BASE-T / 100BASE-X, WiFi;
- Redundancy of the network interfaces;
- Support for SIP (RFC3261) and «Armtel-IP» protocols;
- Simplex and duplex communication modes;
- Support for broadband codecs (HD Voice, 14kHz);
- Desktop, wall and flush mounted versions;
- Support for noise and echo cancellation algorithms;
- PoE power supply or external power supply 12V;
- Ability to connect expansion units with mechanical buttons;
- Built-in Push-to-Talk and a removable microphone;
- Customizable user interface.

### Technical specifications

Power supply by line PoE (IEEE 802.3af/ IEEE 802.3at)	-48 V
External DC power supply	12 V
Maximum current consumption by line PoE	0,3 A
Maximum current consumption with 12 V power supply	1,2 A
Band of the frequency spectrum of the sound signal	from 300 to 14000 Hz
Built-in amplifier power at nominal signal level	1 W
Network interfaces	2x100BaseT Ethernet, WI-FI 2.4/5GHz (IEEE 802.11a/b/g/n)
Network protocols	SIP, Armtel-IP, SNMP, HTTP, TFTP, IGMPv2
Capacity of nonvolatile memory for storing sound fragments	8GB
Operating temperature	from -20°C to +40°C
Air humidity	Up to 80 % at +25°C
Protection level	IP42
Electrical safety class IEC 61140-2012	III
Dimensions	246x275x141 mm
Weigh, kg	1,65
Max number TOP-EC-IP2 extension unit	2
Max number TOP-HS-IP2 handset module	1

### Delivery includes



Set of operational documents



Socket for connection



Patch cord

# TOP-DIS-IP2 Intercom call station

RLMT.465311.009



TOP-DIS-IP2 intercom call station is used together with dedicated Armtel SIP server (Armtel ICS Server) or it can be used in serverless Armtel IPN intercom and public address system. Operator intercom stations can be placed on a table, built into a control desk, or mounted on a wall. Operator intercom stations can be individually equipped with a handset (TOP-HS-IP2).

Color 4.3 TFT display shows different types of information, e.g. name of subscriber, connection type (simplex or duplex), call history.

**14 kHz** Up to 14 kHz bandwidth

**Wi-Fi** connection

**IP 42** Protection against temporary immersion in water


## Key features:

- IP desktop intercom station for use in control rooms or control centers;
- Color TFT display 4.3 inch;
- 42 mechanical keys with multi-color status indications (e.g. call signaling);
- Network connection via dual Ethernet interface (10/100 Base-TX) ;
- Network connection via WiFi IEEE 802.11 (optional);
- PoE or external power supply;
- Audio bandwidth of up to 14 kHz;
- Degree of protection IP42;
- Simplex and duplex connections;
- All keys are freely programmable.

## Technical specifications

Power supply	PoE (IEEE802.3af) or external power supply 12VDC
Maximum current consumption by line PoE	0,3A
Maximum current consumption with 12 V power supply	1,2A
Network interface	2 x 10/100 BaseTX
Wireless interface	WiFi IEEE 802.11 (optional)
Network protocol	Armtel-IP, SIP, SNMP, HTTP, IGMPv2, TFTP
Total length of the recorded sound fragments	1500 min
Frequency range	300 Hz to 14kHz
Amplifier output	1,0W
Temperature range	от -20°C до +40°C
Air humidity	Max 80 %
Degree of protection	IP42
Depth x width x height	246x275x141 mm
Weight	1,6 kg
Max number TOP-EC-IP2 extension unit	2
Max number TOP-HS-IP2 handset module	1

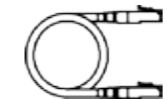
## Delivery includes



Set of operational documents



Socket for connection



Patch cord

## TOP-EC-IP2 Extension unit

RMLT.468366.009



TOP-EC-IP2 extension unit is an optional equipment for increasing number of programmable keys of TOP-DIS-IP2 and TOP-PAD-IP2 operator call stations. It is used within ArmtelICS system at industrial and transportation sites. TOP-EC-IP2 expansion unit is installed in office and control rooms.

### Key features:

- Desktop, wall and flush mounted versions;
- Expansion of TOP-DIS-IP2 and TOP-PAD-IP2;
- 42 keys of increased mechanical strength and durability and four-colour backlight;
- Communication and control functions;
- Power supply from TOP-DIS-IP2 or TOP-PAD-IP2;
- Simultaneous connection of up to 2 modules (expansion of TOP-DIS-IP2 up to 126 keys);
- 4-colored LED direct keys for indication of incoming and outgoing calls, types of established communication, busy subscriber, unanswered call, last call.


### Technical specifications

Operating voltage	5,0 V
Operating / maximum consumption current	100 mA / 220 mA
Operating temperature	from -20°C до +40°C
Air humidity	Up to 80 % at +25°C
Protection level as per GOST 14254-2015	IP42
Electrical safety class as per IEC 61140-2012	III
Dimensions on a stand	246×275×141 mm
Maximum weight	1,1 kg

### Delivery includes



Set of operational documents



Connecting cable

RMLT.469119.001

# DIS-IP2 Desktop call station

RLMT.465311.001



Desktop call station DIS-IP2 is a subscriber unit of Armtelics system, and designated to be used at industrial and transportation sites.



Each DIS-IP2 contains built-in software and configuration data, which allows it to communicate with other subscribers of the network directly, through wireless Wi-Fi data transmission channel or using ADSL, as well as to manage communication and indication modes.



**6,8 kHz** Up to 6,8 kHz bandwidth

Wi-Fi connection

## Key features:

- 8, 16, 24 and 32 keys;
- Connection of up to 4 additional DIS key expansion units, up to 48 keys each (see page 60);
- Simplex communication with subscribers via protocols SIP, «Armtel-IP»;
- Duplex communication via SIP protocol;
- Communication between terminal devices via Wi-Fi, Ethernet LAN or using ADSL (for versions with ADSL module);
- Two Ethernet ports – main and a spare one, including power supply by PoE;
- Recording and playback of sound messages on DIS-IP2 with the help of programmed key with local function of fragment recording;
- Adjusting the volume of the built-in speakers and ringing tone with the programmed buttons;

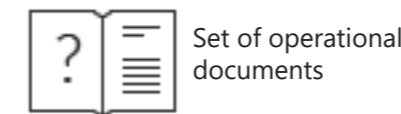
To ensure data transfer via the DSL channel, the DIS-IP2 has a modem ADSL Module. The ADSL module can automatically identify and switch between the ADSL, ADSL2 and ADSL + standards, with the maximum outgoing traffic speed of 1 Mbit / s, and the fastest incoming rate of 24 Mbit / s (ADSL2 / 2 +).

The DIS-IP2 uses a highly sensitive microphone on a flexible «goose-neck» stand. The microphone has a red LED that indicates the type of incoming or outgoing communication with a constant glow or blinking.

## Technical specifications

Power supply by line PoE (IEEE 802.3af/ IEEE 802.3at)	48V
External DC power supply	12 V or 48 V
Maximum current consumption by line PoE	0,3 A
Maximum current consumption with 48 V power supply	0,3 A
Maximum current consumption with 12 V power supply	1,2 A
Bandwidth of the low-frequency signal (-3 dB level)	from 300 to 6800 Hz
Maximum electric power of built-in two-channel amplifier, for each channel, min	1 W
Network interfaces	2x100BaseT Ethernet, ADSL (IEEE802.3),WI-FI 2.4 (IEEE 802.11a/b/g/n)
Network protocols	SIP, Armtel-IP, SNMP, HTTP, TFTP, IGMPv2
Operating temperature	from -5°C to +55°C
Air humidity	Up to 80 % at +25°C
Protection level	IP40
Electrical safety class	III
Dimensions	285×200×416 mm
Weight, max	from 0,97 to 1,18 kg

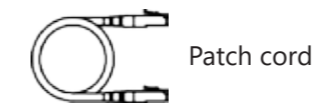
## Equipment



Set of operational documents



Socket for connection



Patch cord

Optional equipment

## DIS Expansion unit

ARMT.665230.207



DIS Expansion unit is the optional equipment and designed for increase number of programmable direct keys of the subscriber equipment DIS, DTS5 and DIS-IP2 of Armtel digital Intercom and PA/GA communication systems. DIS expansion unit can be connected to the main unit of subscriber equipment via flexible cable with IDC connector. The enclosure base of the expansion unit and subscriber equipment can be reinforced by steel bracket incorporating into the scope of supply.


### Key features:

- Connecting to DIS, DIS-IP2, DTS5;
- 8, 16, 24, 32, 40, 48 keys;
- Communication and control functions according to the configuration data of the subscriber unit as part of the communication system;
- Power supply is carried out from the subscriber equipment;
- Total number of programmable direct keys can be extended up to 224 when connecting to DIS, DIS-IP2 and up to 192 when connecting to DTS5;
- Call indication, subscriber busy signaling, unanswered call and other modes indicated on LEDs indication of the programmed keys.


### Technical specifications

Operating Voltage	3,3 V; 5,0 V
Operating / maximum consumption current	20 mA / 200 mA
Operating temperature range	from -5°C to +55°C
Air humidity	from 80 % at +25°C
Protection degree	IP40
Seismic category	I
Electrical safety class as per IEC 61140-2012	III
Overall dimensions	247×200×76 mm
Maximum weight	0,9 kg

### Delivery includes

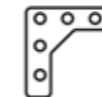


Set of operational documents



Connecting cable

ARMT.665230.207.002



Bracket

ARMT.665230.207.000.002

# CCS-IP2 Compact Call Station

RMLT.465311.015



ARMTTEL CCS is a compact call station designed for indoor and outdoor use. CCS is commonly used in distributed systems of loud-speaking operational and technological communication in electric power and transportation industries.

**6,8 kHz** Up to 6,8 kHz bandwidth

**ADSL** ADSL connection

**IP 66** Protection against temporary immersion in water

## Key features:

- Metallic housing made of aluminum;
- IP-66 protection rate;
- VoIP intercom communication with real redundant dual Ethernet ports;
- Customized set of modules
- Connection of subscribers via Ethernet and by ADSL communication line;
- Duplex and half-duplex communication via SIP protocol;
- Dial pad for free dial of subscribers or version with direct keys;
- LCD alphanumeric display;
- Volume control of integrated loudspeaker;
- Front panel visual indications.

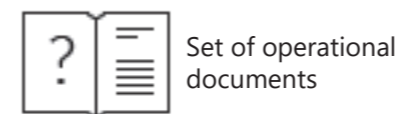
## Technical specifications

Rated supply voltage*	48 V
Supply voltage range*	from 37 to 57
Conformity with the PoE class	IEEE 802.3af Class 0
Revers polarity protection	available
Maximum current consumption*, no more than	0,28 A
Maximum power consumption*, no more than	12 W
LF signal bandwidth (at -3 dB)** of the transceiver path (excluding speaker and microphone)	от 300 до 6800 Hz
Maximum power of integral relay when external execution units (devices) are connected (in supply voltage range of CCS-IP2)*, no more than	60 W
Maximum electrical power of the amplifier of the integrated speaker, at least	2 W
Total duration of sound fragments stored in the device memory, no less than	1500 min
Sound pressure level of the integrated speaker at maximum volume, SPL at a distance of 1 m (0,5 m), at least:	
- versions from RMLT.465311.015 to RMLT.465311.015-02, from RMLT.465311.015-20 to RMLT.465311.015-23	92 (98) dB
- versions from RMLT.465311.015-03 to RMLT.465311.015-05, from RMLT.465311.015-06 to RMLT.465311.015-19	95 (100) dB
Communication interfaces	ADSL, ADSL2, ADSL2+, ITU-T G.992.1...992.5 IEEE 802.3u (100BaseT), IEEE 802.3i (10BaseT)
Communication protocols	SIP, Armtel-IP, SNMP
Audio data format (coder/decoder):	
- over SIP protocol	G.711A (A-Law) G.711U (μ-Law) G.722.1
- over Armtel-IP protocol	Armtel-IP
Overall dimensions, no more than	
- versions from RMLT.465311.015 to RMLT.465311.015-20	(245±2)×(146±1)×(61±2) mm
- versions from RMLT.465311.015-21 to RMLT.465311.015-23	(245±2)×(146±1)×(59±2) mm

\* Voltage - DC

\*\* Only when using SIP-codec G.722.1 or Armtel-IP

## Deliver includes



Set of operational documents




Mounting kit (bracket x2, bolt M6×16 DIN 933 x4, washer 6 DIN 127A x4, washer 6 DIN 9021 x4)



# TDA-250 Single-channel amplifier

ARMT.665230.140



TDA-250 digital amplifiers are used in the industrial public address systems DCN and IPN manufactured by Armtel for signal output to 100 V public address lines. The amplifiers are equipped with one or two amplifier channels, with class D output stage and transformer isolation, having the efficiency over 85%. The built-in protection against overvoltage, short-circuit, idle running and overheat, as well as the availability of stand-by supply input for the amplifiers improve reliability of the public address system based on these amplifiers

## Key features:

- Steel enclosure of 2U height for installation in 19" cabinet;
- Main supply from 127/220 V DC network, the stand-by supply input of 48-68 V;
- Automatic switch to the stand-by supply with the main supply power-off;
- Symmetrical LF-inputs with transformer galvanic isolation;
- lower heat emission, with the efficiency over 85%;
- LED indicators of signals and operation modes;
- Volume controls, high and low frequency tone controls;
- Built-in control circuit for soft line power-on;
- Built-in protection circuit against overload and overheat.

## Technical specifications

Parameter	Measurement conditions for TDA-250	Value	
Power (RMS – Rated Maximum Sinusoidal) (at 230V ~power supply)	40 Ohm/100 V	1x250 W	
Nominal DC power supply	48 V DC	1x240 W	
Non-linear distortion factor+ noise	1 KHz 200 W	0,29 %	
Frequency range	-3 dB	90 Hz-20 kHz	
Input sensitivity	70 Hz-20 KHz	1V eff.	
Input impedance	1 kHz	10 kOhm	
Signal-noise ration	1 kHz, 250 W; volume 0,5	85	
Electronic-balanced inputs	One input for each channel (it is possible to connect both inputs, if necessary)		
<b>Additional output contacts</b>			
Start-up current	230 V AC	11 A with the time of thermistor restore of 70 seconds	
Consumption power	In stand-by mode	48 V DC	
	In stand-by mode	230 V AC	0,045
Without signal	2 active channels	48 V DC	
Without signal	2 active channels	230 V AC	0,08 A
Full load	Sinusoidal signal	48 V DC	
Full load	Sinusoidal signal	230 V AC, 100 V, 40 Ohm	1,7
<b>Operational specifications</b>			
Air temperature range	From -5°C to +40°C		
Relative air humidity	From 5 to 95 %		
Size	19" 2U (482x88x256)		
Weight	12,5 kg		

# TDA-500 Dual-channel amplifier TDA-500

ARMT.665230.139



TDA-500 digital amplifiers are used in the industrial public address systems DCN and IPN manufactured by Armtel for signal output to 100 V public address lines. The amplifiers are equipped with one or two amplifier channels, with class D output stage and transformer isolation, having the efficiency over 85%. The built-in protection against overvoltage, short-circuit, idle running and overheat, as well as the availability of stand-by supply input for the amplifiers improve reliability of the public address system based on these amplifiers

## Key features:

- Steel enclosure of 2U height for installation in 19" cabinet;
- Main supply from 127/220 V DC network, the stand-by supply input of 48-68 V;
- Automatic switch to the stand-by supply with the main supply power-off;
- Symmetrical LF-inputs with transformer galvanic isolation;
- lower heat emission, with the efficiency over 85%;
- LED indicators of signals and operation modes;
- Volume controls, high and low frequency tone controls;
- Built-in control circuit for soft line power-on;
- Built-in protection circuit against overload and overheat.

## Technical specifications

Parameter	Measurement conditions for TDA-500	In dual-channel mode	In single-channel mode
Power (RMS – Rated Maximum Sinusoidal) (at 230V ~power supply)	40 Ohm/100 V	2x250 W	1x500 W 200 Ohm/100 V
Nominal DC power supply	48 V DC	2x240 W	1x480 W
Non-linear distortion factor+ noise	1 KHz 200 W		0,29 %
Frequency range	-3 dB		90 Hz-20 kHz
Input sensitivity	70 Hz-20 KHz		1V eff.
Input impedance	1 kHz		10 kOhm
Signal-noise ration	1 kHz, 250 W; volume 0,5		85
Electronic-balanced inputs	One input for each channel (it is possible to connect both inputs, if necessary)		
<b>Additional output contacts</b>			
Start-up current	230 V AC	11 A with the time of thermistor restore of 70 seconds	
Consumption power	In stand-by mode	48 V DC	0,10 A
	In stand-by mode	230 V AC	0,058 A
Without signal	2 active channels	48 V DC	0,25 A
Without signal	2 active channels	230 V AC	0,14 A
Full load	Sinusoidal signal	48 V DC	13 A
Full load	Sinusoidal signal	230 V AC, 100 V, 40 Ohm	4 A
<b>Operational specifications</b>			
Air temperature range	From -5°C to +40°C		
Relative air humidity	From 5 to 95 %		
Size	19" 2U (482x88x256)		
Weight	16,5 kg		

# Wide range of solutions for industrial communication.

## **Russia Saint Petersburg**

12 korp.1, Zaporozhskaya ulitsa,  
office 1/2  
St. Petersburg ,192012, Russia

+7 (812) 703-41-11  
8-800-770-70-17

**info@armtel.com**  
**armtel.com**

## **India DLF Cyber Hub**

Corporate Edge Serviced office  
Building 10, Tower A,  
First Level, DLF Cyber Hub,  
Cyber City, Gurgaon, Haryana, 122002

+91 (124) 6728888  
+91 (956) 0355880

**info@armtel.com**  
**armtel.com**



# **ARMTEL**

industrial communication systems